


## Accessing your 1098T online through Maximus

For assistance please call 1-866-604-9184. Hold on the line to speak with an agent.


1. Open a web browser and navigate to <http://tra.maximus.com>
  - a. Internet Explorer 7 and 8, and all versions of Firefox, Chrome and Safari should work well. If you are using Internet Explorer 9, you may need to use the "Compatibility View." You can generally find an option for "Compatibility View" in the tools menu of your browser.
2. On the Maximus TRAServices homepage, click on "First Time Students."



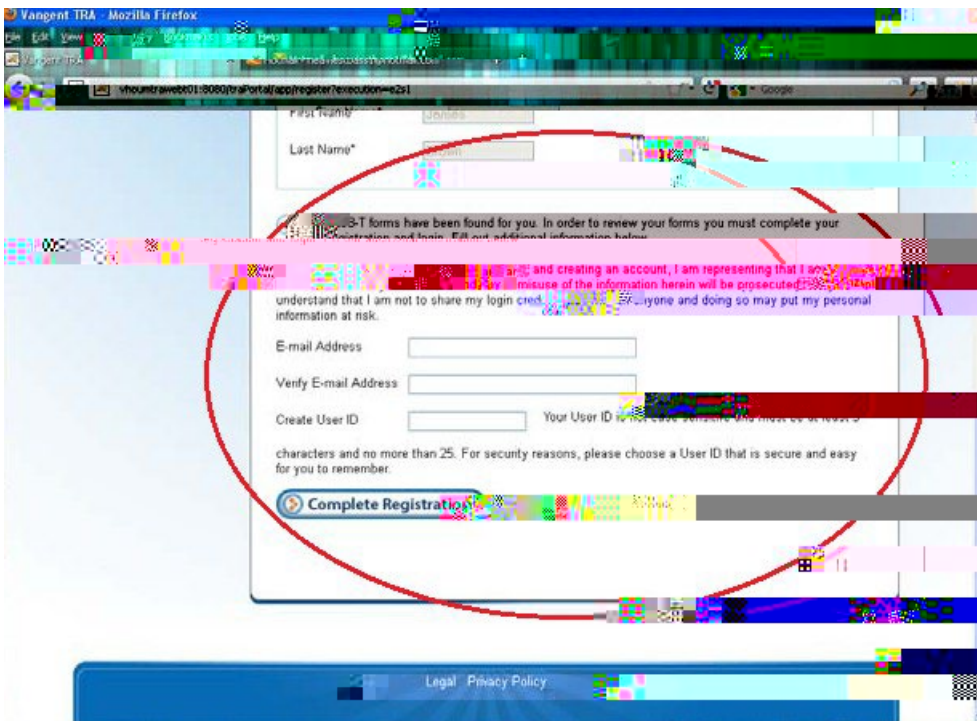
3. Enter the last 5 digits of your Social Security Number, and your full first and last name (as it is recorded with BCC) then click "Next."



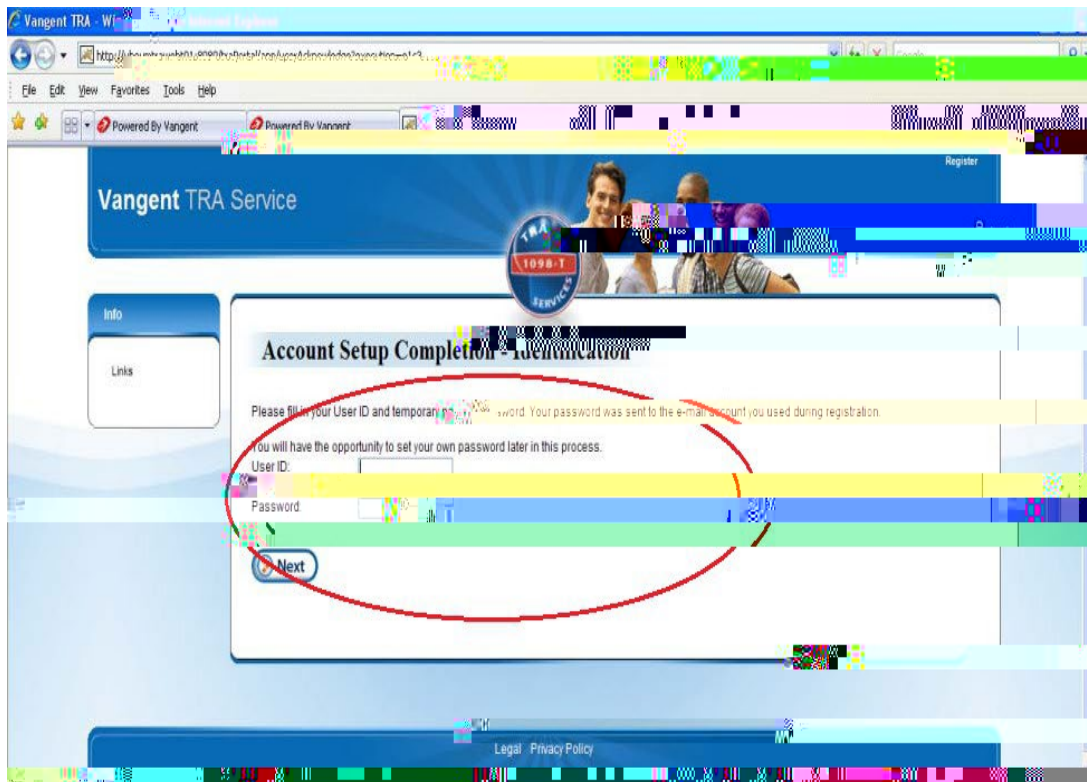
4. You should receive the following message:



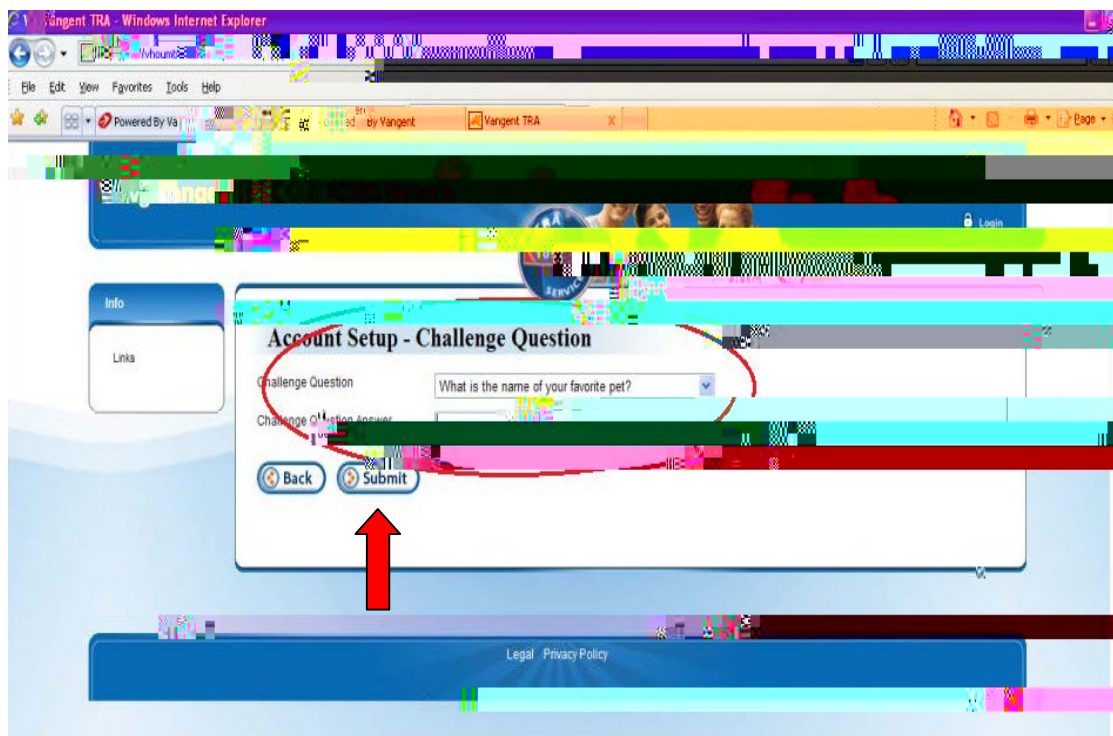
If you do not receive this message you may click "Try Again" to - 0 Td [T3t EM5



6. You will receive an email from TRA Customer Service (Hopescholar@maximus.com) which will contain a link to complete your registration and a temporary password. If you do not receive the email, check your junk mail folder. Enter the User ID you created, and the temporary password from the email, and click "Next." The User ID is not case sensitive, but the passwords are case sensitive.



7. Select a security question and provide





10. You will receive the following

